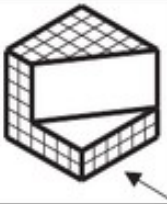

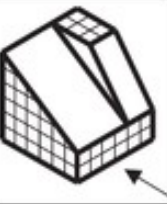
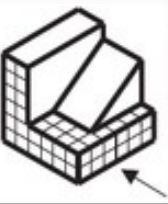
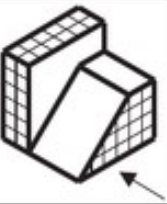

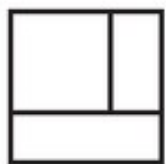


# EJERCICIO DE VISTAS

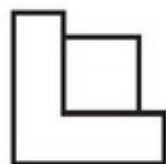
ALUMNO: \_\_\_\_\_ CURSO: 1º GRUPO: \_\_\_\_

Indica en la tabla siguiente los números de las vistas correspondientes a las piezas, teniendo en cuenta que la vista de Alzado se obtiene mirando la pieza en la dirección de la flecha (10 p.)

						
ALZADO						
PLANTA						
PERFIL						



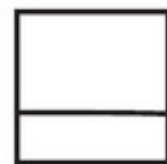
1




2



3



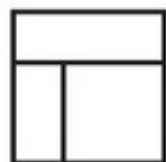
4



5



6



7



8



9



10



11



12




13



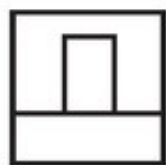
14



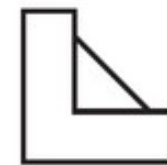
15



16



17



18